

# lunglife™

## Quick Start Guide



### Prepare Device

- 1 ① Switch On.



- 2 Set test subject's age.

Press ▲ or ▼  
to change age.

Press ← to set.



- 3 Set test subject's height.

Press ▲ or ▼  
to change height.

Press ← to set.



- 4 Set test subject's gender.

Press ▲ or ▼  
to change gender.


Press ← to set.



- 5 Set test subject's population group.

Press ▲ or ▼  
to change  
population group.

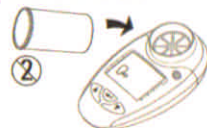
Press ← to set.



No.	Population Group
1	European
2	Asian
3	African
4	Chinese
5	Japanese

### Perform Test

- 1 Insert a new disposable Bedfont mouthpiece.



- 2 Demonstrate to test subject.

Fully breathe in, hold ...

Insert and lightly bite  
the mouthpiece

Fully exhale as hard as  
possible for at least  
1 second



- 3 Repeat blow 2 more times.



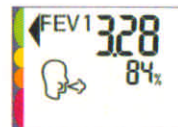
= Bad blow

- 4 Press ← show best test

### Test Result

- 1 Display shows FEV1 and % of predicted.

*Displays numbers  
for each blow  
until ←  
pressed ...*



- 2 Press ▲ to show estimated Lung Age.



- 3 ① For 3s to switch off.

### Cleaning and disinfecting

The outer surfaces should be cleaned every week, more often if necessary. The use of a disposable disinfecting wipe is recommended, with special attention to the mouthpiece area.

[www.bedfont.com](http://www.bedfont.com)

Issue 2 - June 2008. Part No: LAB307